

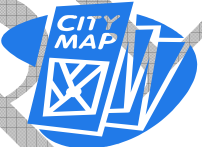
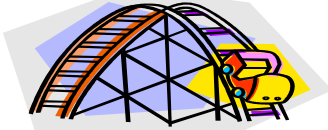


<p>JANUARY</p> <p>Week: _____</p> <p>Date: _____</p>		 <p>TRANSPORTATION</p> <p>Bikes and Cars</p> 		<p>Teacher: _____</p> <p>Age Group: _____</p>	
ACTIVITIES	MONDAY	TUESDAY	WEDNESDAY	THURSDAY	FRIDAY
Free Choice; Outside Time	Free Choice Frisbees; Dodge Ball	Free Choice Jump Rope ; Basketball	Free Choice Nerf Football; Soccer, Baton Twirling	Free Choice Pogo Sticks; Dodgeball	Free Choice 123 Red Light; Ring Toss
Group Time	Group helps decide the week’s activities; Make a calendar poster; Share ideas; Talk about weekend experiences.	Bicycle Safety. Posters; Write rules for bike safety; Talk about personal bike experiences involving safety habits.	Review goals for the week; Modify and add goals if necessary; Play games. (Taboo)	Charades: “What vehicle am I?”	Movie Time: Get ideas from group. “Chitty, Chitty, Bang, Bang” or “Swiss Family Robinson”
Planned Activities (Center Areas)	Make vehicles from popsicle sticks and glue. (encourage creativity)		Get the map of a city: Map a trip by car	Build your own roller coaster.	
Planned Activities (Center Areas)	Model clay vehicles; Computers; Inventions	Block area with cars, trucks, etc.; Build a garage with blocks of various shapes and sizes.	Legos; Lincoln Logs, Racers	Electronic games	Art activities; Action figures and cars
Planned Activities (Center Areas)	Reading and Dramatic Play		Speaking and writing contest: “What I Like About Cars, Bikes”		Talent Show